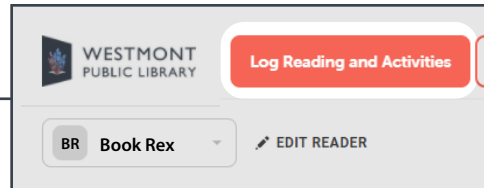


Beanstack desktop instructions: How to log reading by minutes or books read...

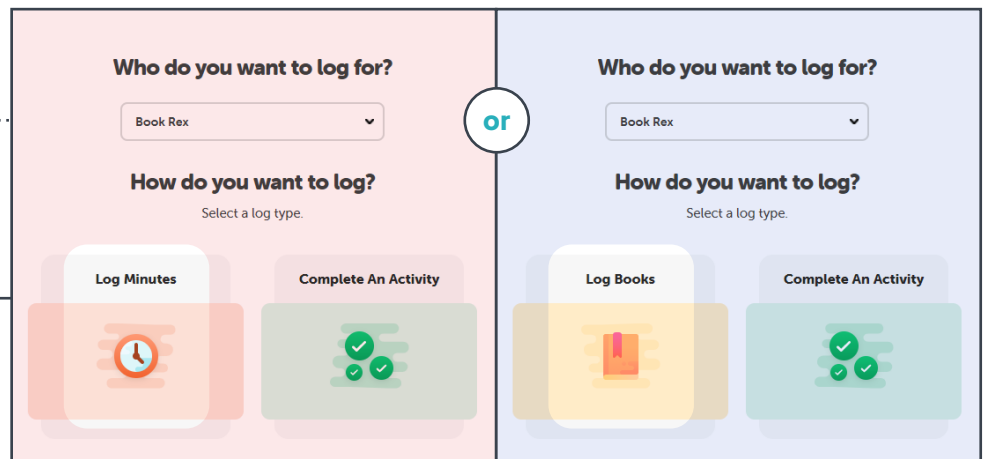


1 In the upper left corner, click on **Log Reading and Activities**.



Optional:
If your account includes more than one Reader, choose who you'd like to log for, using the dropdown menu.

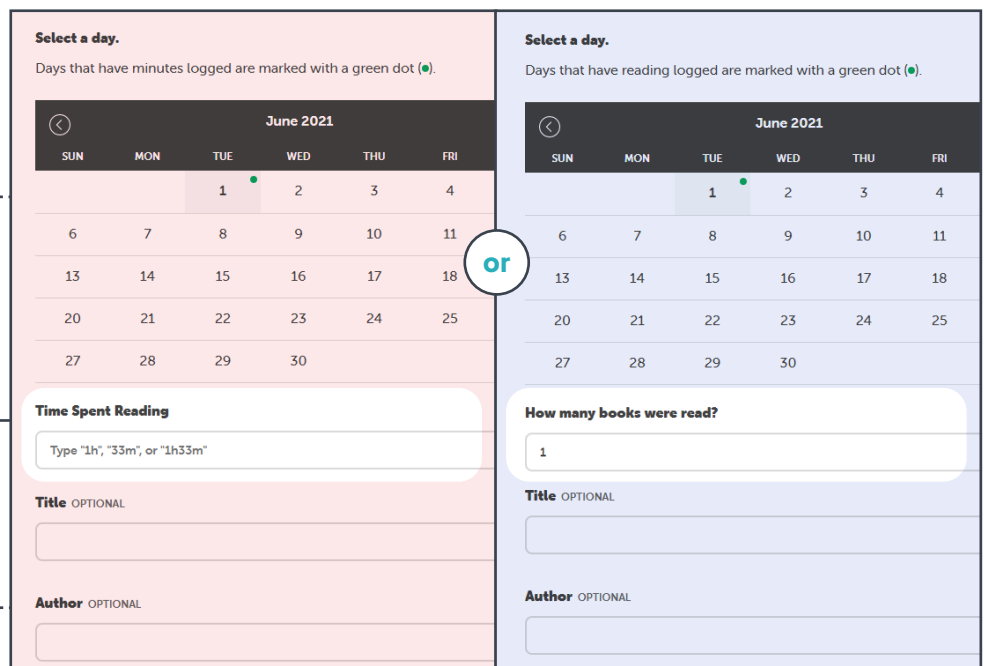
2 Click on **Log Minutes** OR **Log Books**.
The option to log by minutes vs books will be automatically selected based on the challenge.




Optional:
Enter the date you read the book.
If you don't select a specific date, it will be logged on today's date.

3 Enter **Time Spent Reading** OR **How many books were read?**

Optional:
Enter the Title and Author of the book(s) you read.



4 Click **Log** to record your reading.



5 Click **Close** or click the **X** in the upper right of the screen to exit.

