
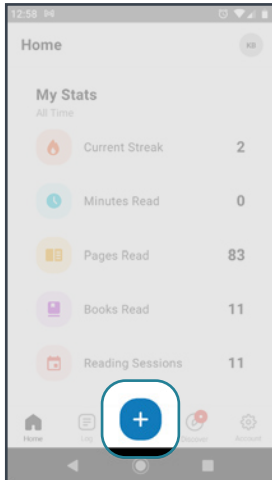


Beanstack Tracker app instructions: How to log **minutes read**...

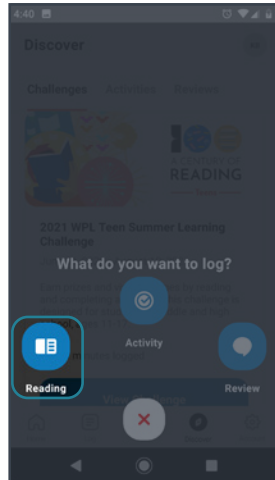


WESTMONT
PUBLIC LIBRARY

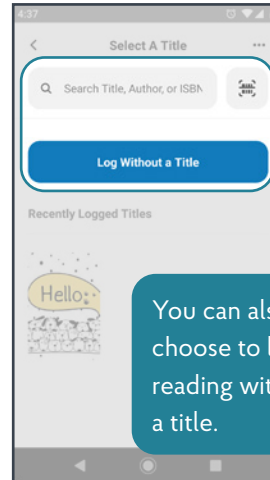
- 1 Tap the plus icon at the bottom of your screen.



- 2 When asked "What do you want to log?" choose **Reading**.

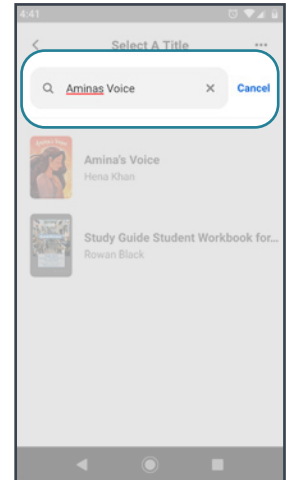


- 3 Tap **Search by title, author, or ISBN**.

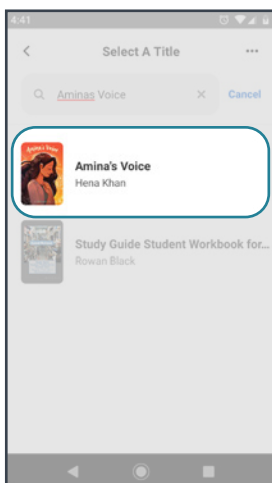


You can also choose to log reading without a title.

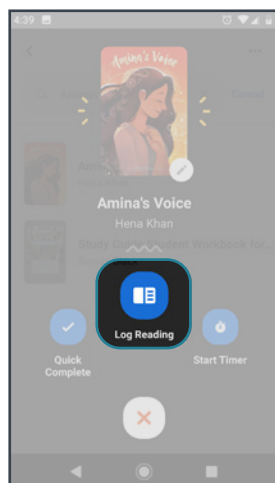
- 4 Enter your title in the search bar.



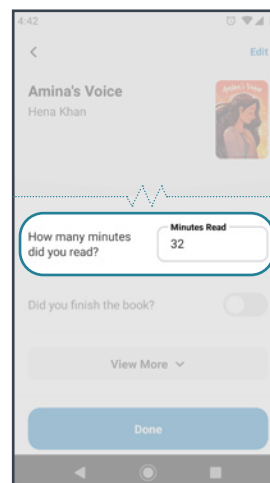
- 5 Tap on the matching result.



- 6 Tap **Log Reading**.



- 7 Scroll down to the **Minutes Read** box and enter your time.



- 8 Tap **Done** to finish logging the currently selected book.

