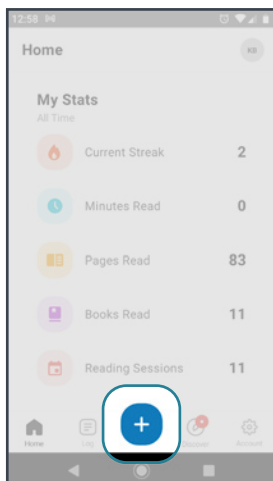


## Beanstack Tracker app instructions: How to log **books read**...

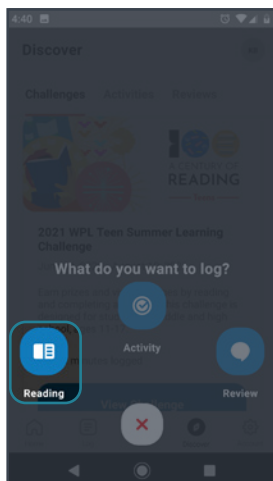


WESTMONT  
PUBLIC LIBRARY

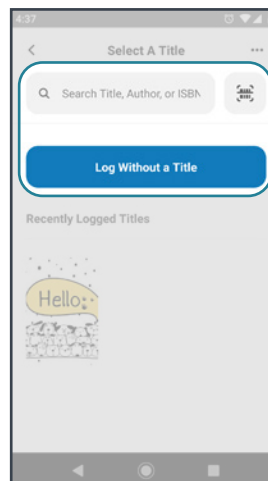
- 1 Tap the plus icon at the bottom of your screen.



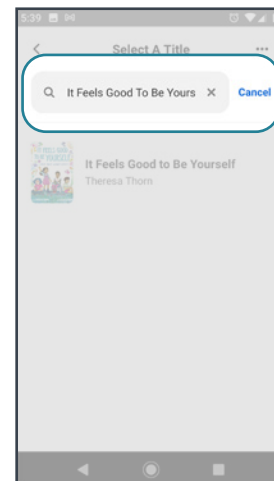
- 2 When asked "What do you want to log?" choose **Reading**.



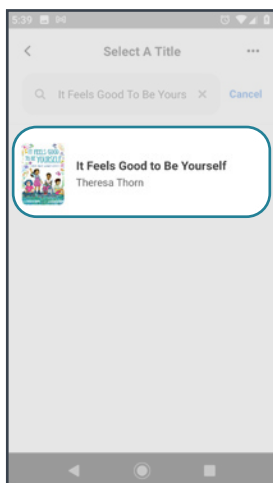
- 3 Tap **Search title, author, or ISBN**.



- 4 Enter your title in the search bar.



- 5 Tap on the matching result.



- 6 Tap **Quick Complete** to finish logging this title.

